

New Scout Orientation Package



Cary, NC



Content

- Welcome
- The difference between Cub and Boy Scouts
- Rules & Policies
- The Patrol Method
 - New Scout patrol
- The Boy Scout Handbook
 - Rank Advancement
 - Tenderfoot Requirements - plan to completion
 - Tenderfoot req. 10B worksheet
- Camping
 - Logistics
 - Menu planning
 - Equipment
 - Summer Camp
- Adult Participation
 - supporting your scout
 - doing your part
 - open jobs
 - resource form, merit badge counselor
- Troop Operations
 - medical policy and procedures
 - medical form
- Costs and Funding

Breakout Session

- Equipment demonstration
- Packing for a trip
- Planning for a trip
- Scout Rank Requirements



Welcome

Welcome to Troop 212! We hope that you will have a long, fun, and rewarding experience with us.

Troop 212 operates to the prescribed policies and procedures of the Boy Scouts of America. So, any training and BSA documentation should reflect the way our troop operates or would like to operate. We encourage all parents and Scouts to read Scouting documentation and take training classes that they find interesting. This serves to help our troop run better.

Our troop is founded on the premise that Scouting is not just an activity but a core element in the education and development of young men. As such, we expect all parents to assist the troop in a significant way. We understand that some may have limiting circumstances in their lives but we have a variety of things to be done. Please approach me about what you would like to do to make our troop a great experience for all the Scouts. Your Scout's chance of success can be improved by the level of interest you take in the program.

Troop 212 is a Scout led troop. This means that the Scouts are responsible in executing the troop program plans. Parents should resist the temptation of stepping in and taking over. It is okay for Scouts to fail. They learn best through failure.

If there is anything you would like to discuss, please contact me or one of the other leaders. We are here to help guide the troop for the betterment of all and want to hear your ideas on how to make this the best troop possible.

Keith Biegert

Scoutmaster, Troop 212



What is different from Cub Scouting

	Cub Scouts	Boy Scouts
Leadership	Adults plan and direct everything	Adults guide, scouts do
Adults	Adults are central to all activities	Adults off to the side providing guidance
Activities	mostly indoor, day trips, some family camping	mostly outdoor, away from home and parents, physically challenging
Advancement	Parents signed off achievements	parents may not sign off achievements
Focus	having fun and being entertaining, some preparatory skills	teaching skills, building maturity and values, learning leadership (and fun)
Pace	prescribed annual program	self-paced, no order, follow own interests
Mix	keep to their own age groups	constant interaction with 11 to 17 age range

- Scout led
 - failure is an important part of learning
 - chain of command, Scout positions of responsibility
 - must learn to listen and communicate
- Different type of adult interaction
 - adults are advisors and counselors
 - adults do not camp with scouts but separately, no family camping with troop members
 - scouts are responsible
- Focus on outdoor activities
 - away from home and parents
 - physically challenging adventure
- Focus on building leadership
 - many chances for responsibility and leadership
 - required for advanced ranks
- Self-paced
 - get out of the program what they put into the program
 - can do what they want, make their own decisions
- Different level of maturity
- Mixing of ages



Rules and Policies

- Three strike policy for major infractions
 - first strike is a warning to scout and parent
 - second strike we will ask for parental supervision
 - third strike we will suspend participation
- Safety and Youth Protection
 - two deep leadership, no private one-on-one contact
 - scouts must follow all safety practices documented in scout literature
 - use of fire, knives, axes, saws, safe swim defense, boating, etc.
 - no fire in tents
 - no liquid fuel equipment unless Scout is >13 and has Fire Safety MB
- Behavior
 - live by the scout oath and law, especially:
 - respect privacy and personal space of others, no fighting
 - respect the property of others
 - respect instructors: listen and speak in turn
 - Health and hygiene
 - Appropriate menus, as healthy as possible for the given activity
 - No soda as beverage on campouts
 - No electronics on campouts, except while traveling
- Uniforming
 - The troop uniform consists of official scout shirt, pants or shorts, belt, Coup fob, socks, hat, and Troop neckerchief w/slide
 - Scouts must stand before Boards of Review for rank advancement in full and complete uniform
 - Scoutmaster and Assistant Scoutmasters should set the example by wearing a complete uniform at all troop events where scouts are present
 - Scouts are expected to wear the uniform at meetings and other designated activities
 - Scouts should travel in class A uniform
 - represent Scouting and the troop with pride



The Patrol Method

- The troop uses the Patrol Method.
 - Patrols of 8 to 12 scouts elect a Patrol Leader (PL)
 - The troop elects a Senior Patrol Leader (SPL)
 - The SPL, PLs, and other troop leadership meet monthly in the Patrol Leaders Council (PLC) to plan troop meetings and activities.
 - Camping will be organized and done by patrol where practical
 - Patrols will camp as a unit, scouts bunk with patrol members only
 - Patrols will plan their own menus, purchase food, and cook
- The troop uses the chain of command
 - The Senior Patrol leader is responsible for troop duties
 - must keep Patrol Leaders informed
 - may assign duties to others or do them themselves
 - Patrol Leaders are responsible for patrol duties
 - must keep patrol members informed
 - may assign duties to others or do them themselves
 - Troop members should follow the chain of command to resolve problems
 - Patrol Leader to Senior Patrol Leader to Scoutmaster
- Patrol Equipment
 - Troop issued:
 - Dining fly
 - Iron cookware
 - Propane Stove
 - Patrol supplied:
 - Patrol name
 - Patrol flag presented to Scoutmaster for approval
 - Patrol yell
 - Community camping/cooking gear as needed



The Scout Handbook

- The Scout Handbook should tell you most of what you need to know about Boy Scouts
- Each Scout should read it cover to cover within the first couple of years of Scouting.
- We expect that a Scout has read the section of the handbook dealing with an advancement prior to asking to be signed off on that advancement. If the advancement is signed off in a class environment prior to the Scout reading the corresponding section, we expect that the Scout will go back and read the material.
- The scout should have a good understanding of any advancement that has been signed off.
- The Scout should review handbook sections prior to attempting to teach this material to other scouts.
- There are many other resources available to Scouts and adults
 - The Fieldbook
 - the Internet
 - special topic books and pamphlets at the Scout shop
 - Backpacker and other outdoor magazines



Rank Advancement

- Scouts may work on advancements as they like
 - Parents should not push Scouts and turn them off
 - Parents should encourage, remind, and facilitate
- It would be good for Scouts to make First Class by 12 months from joining
 - Some Scouts take 18 months or more
- Ranks must be earned in order
- Achievements may be earned in any order, though some have prerequisites and time factors
- Requirements may not be altered, however there is provision for the disabled
- Scoutmaster, Assistant Scoutmasters, Senior Patrol Leader and Instructors sign off on advancements
 - It is preferred that Scoutmasters do not sign off their own children unless it is part of a larger group learning experience or a matter-of-fact advancement
 - Unlike Cub Scouts, Parents do not sign off advancement.
- Merit Badges
 - Scoutmaster approval is required prior to a Scout working on a merit badge
 - Taught and signed off by merit badge counselors who are registered as such
 - Bluecards are the official record of merit badge requirement completion with the exception of summer camps and group classes that use roster listings
 - Forms are available to register as a merit badge counselor
 - Merit badges must be offered to more than one's own son
 - Merit badges are secondary priority to attaining First Class rank
 - See the troop Merit Badge Coordinator, Christine Harney, if one wants to take or teach a merit badge
- Lots of resources on the Internet - <http://usscouts.org/mb/framesindex.html>



Tenderfoot Requirement 10 a&b

Name: _____

Do these 5 exercises every day for 30 days. Check off that you did them. If you skip a day, start over. Record your starting and ending capability.

Day Number	Pushups	Pull-ups	Sit-ups	Standing long jump	1/4-mile walk/run	excuse	Record Initial Capability	Date:
/ /200	1						Number of Pushups	
	2						Number of Pull-ups	
	3						Number of Sit-ups	
	4						Standing long jump	ft.in.
	5						1/4-mile walk/run	min.
	6							
	7							
	8							
	9							
	10							
	11							
	12							
	13							
	14							
	15							
	16							
	17							
	18							
	19							
	20							
	21							
	22							
	23							
	24							
	25						Record Capability after 30 days	Date:
	26						Number of Pushups	
	27						Number of Pull-ups	
	28						Number of Sit-ups	
	29						Standing long jump	ft.in.
/ /200	30						1/4-mile walk/run	min.



Camping Calendar

- We try to camp a minimum of 9 times a year
 - Dec, Feb (ski trip, cave trip, etc), and Aug tend to have non-camping activities
- Calendar starts in March with new Scouts and an easy training camping trip known as Boot Camp, March 12 - 14, 2010.
- Next is the Civil War Reenactment, March 19 – 21, 2010.
- Your scout is eligible to go camping on all troop trips after Boot Camp, except for High Adventure designated trips.
- Summer camps are :
 - Durant – June 20 – 26, 2010
 - Raven Knob – July 4 – July 10, 2010 - \$100 deposit needed 3/24

In other months we look for a varied set of trips and try to take advantage of interesting opportunities

- want to do backpacking type trips
- want to do a couple car-camping trips (camporee, summer camp)
- want to go to varied terrain (beach, mountains, piedmont)
- want to vary distance traveled as it affects departure and arrival timing
- want some of the trips to have historic significance
- If you have ideas for trips let your leadership know
- If you want to plan a trip or activities on a trip that would be great
- We try to build the troop calendar around outside schedules as much as possible (no promises!). To this end we need to know the following:
 - Scouts school - traditional, year-round track, modified schedule, private school
 - Extracurricular activities covering weekends: what soccer league, baseball, etc.
- We need to plan for religious needs (A Scout is Reverent)
 - Please tell us your religious affiliation and any special requirements



Camping Plans

- Camping is a forum for fun and skill attainment
 - work on requirements
 - learn new skills, practice old ones, teach to others
 - conditioning for more advanced activities
- Trip plans are generally managed by an adult called the 'Campmaster' but we encourage older scouts to take on this responsibility
- Preparation for each trip is a patrol responsibility
 - Prepare a menu and assign a grubmaster (expect \$10 to \$15 for food)
 - Decide who is bringing what equipment, tents, etc.
 - Patrol Leader creates a duty roster
- Troop rosters and assignments are the Senior Patrol Leader's responsibility
 - A camp plan should be presented to the PLC
 - Plan should include a Sunday religious service (does not meet Catholic Mass obligation)
- Patrols are responsible to notify the Quartermaster as to what equipment they will need
 - The Quartermaster will make arrangements for the equipment
- Logistics
 - We always depart and return from the Kroger parking lot at High House & Maynard. Usually depart at 5pm on Friday and return Sunday at noon.
 - All must gather at departure point for head count, exceptions cleared with travel planner (Journeymaster) in advance. Show up at least 15 minutes prior to scheduled departure to check in. Must have headcount prior to departure from site with understanding of return destinations
 - Need plan for drivers with enough seatbelts for scouts. Scouts must be at least 100 lbs. to ride in an air-bag equipped front seat of a non-parent driver vehicle
 - Need to plan vehicle room for equipment
 - Usually try to drive as a group though we can't always stay together
 - Good to have maps / directions for all drivers
 - Each driver should have a permission form and medical form for each scout



Camping Equipment

Scouts should pack light and keep personal equipment in a single package (backpack, duffel bag, or trunk)

Scout equipment

Patrol and shared equipment

Cooking Stove	Patrol
Fuel for stove	Patrol
Water filter and/or purification tablets	adv'd
100-foot accessory cord / rope	opt
Ax / saw	opt
Dining fly	Patrol
Poles for dining fly	Patrol
Table	opt
Cook Set	
Pots, pans	
Skewers, grills	
Cooking utensils	
Dishwashing soap and pot scrubber, dunk bag	
Wash tub	
Paper towels & aluminum foil	
Garbage bags	
Collapsible water container (2-3 gallon capacity)	as req'd
Lantern	Patrol
Food / Snacks	
Spices, oils, & condiments	
Cooler with ice	as req'd

- Troop supplies each patrol with:

- ▶ Dining fly
- ▶ Stove
- ▶ Iron cookware
(Dutch oven, griddle, pans)
- ▶ shared lantern and propane tank

- Troop Quartermaster

- ▶ Keeps track of and issues equip.
- ▶ see him for loaner tents, etc.

Backpack or duffel bag	
Compass	recm'd
Watch	opt
Headlamp or flashlight with extra batteries and bulbs	
Canteen with water	
Personal first-aid kit	
Pocket knife, whittling chit (locking blade is recommended)	opt
Matches in waterproof container and firestarter	
Scout Handbook	
Notebook and pencil	recm'd
Toilet paper	
Lip balm	opt
Mosquito repellent	opt
Appropriate clothing & uniform in plastic bags	
Raingear	
Tent (residence)	shared
Ground cloth	recm'd
Sleeping bag in waterproof stuff sack	
Sleeping pad & pillow	opt
Chair or sit pad	opt
Personal cook set	opt
Dishes, cups, and utensils	
Paper towels & aluminum foil	shared
Garbage bag	
Extra plastic bags	
100-foot accessory cord / rope	opt
Backpacker's trowel	opt
Tent stake hammer	opt
Personal medications	
Toilet paper	
Toothbrush and toothpaste	
Soap & shampoo	
Small bath towel & washcloth	
Brush/comb	
Other personal toiletry items	
Food / Snacks	



Summer Camp

- Three summer camp opportunities, typically
 - Camp Durant – Base Camp
 - Camp Raven Knob – Base Camp
 - High Adventure exclusive
- Equipment
 - Foot locker with lock
 - All gear should fit in locker except for sleeping bag and special equipment
 - Basically need only clothes, toiletries, flashlight
- Parental participation and visitation
 - Some scouts will be better off if they go to camp without parents
 - Some scouts will be better off if parents don't come to visit
 - Some scouts will be better off if the camp is far away
 - Don't give your scout an 'out': don't promise to come get them
- Food
 - All meals in mess hall provided by camp (except for high adventure treks)
 - Camp food is edible
 - Don't give them lots of junk food or lots of money for junk food
 - No food in tents as it attracts wild animals (which do not behave well)
- Medical Forms
 - Medical forms are required for all Scouts and Adults. The latest form may be downloaded from the troop website or obtained from your scoutmaster.



Adult Participation

- Boy Scouting is a serious educational program designed to help boys grow into responsible young men. It teaches traditional values and requires a significant commitment on the part of Scouts and adults.
- The troop **expects** that every parent will contribute to the operation of the troop, while understanding that capabilities will vary among parents. We will work with you to define how you can help the troop. We expect that you will not make commitments you can not keep.
- There are three classifications of adult participation
 - ▶ **Committee members:** Chairperson, Secretary, Membership, Treasurer, Advancement, other.
 - Responsible to provide the resources to the Scoutmasters to run the program
 - Administration of troop records and finances
 - Boards of Review for rank advancement
 - Required to be registered and have basic training (I.)
 - Fast Start Training videos
 - Youth Protection
 - New Leader Essentials (optional)
 - Troop Committee Challenge (optional)
 - ▶ **Uniformed leadership:** Scoutmaster, Assistant Scoutmaster, Chaplain
 - Direct resource to scouts to run the scouting program
 - Required to be registered, uniformed, and trained for position
 - Fast Start Training videos
 - Youth Protection
 - New Leader Essentials
 - Scoutmaster and Assistant Scoutmaster Leader Specific Training
 - Introduction to Outdoor Leader Skills
 - ▶ **Ad-hoc jobs:** coordination of trips and travel, event planning, driving duty, going on trips, teaching merit badges, boards of review, helping
 - Only the teaching of merit badges requires registration with BSA and youth protection training



Adult Jobs

Committee

Committee Chairperson Wayne Ard
Secretary Wayne Ard
Treasurer Dr. Bobbi Stanley
Membership Brian Zeyak
Advancement Butch & Paige Everson
Hospitality *open*
Health & Safety *open*
Merit Badge Coordinator Robin Biegert
Training & FOS Paula Gardner
Quartermaster Advisors Scott Dobson
Barry Hageter

Job Assignments

Merit Badge Coordinator Robin Biegert
Merit Badge Counselors Judy Blochl
Liz Miller
Brian Bowman
Gary Anderson
Kurt Karlik
Bob Gamble
Keith Biegert
Vickie Wong
Paula Gardner
Eagle Coordinator Rick Gardner
Eagle Counselors various ASMs

Travel Coordinator *open*

Popcorn Kernel Adair Salgado
Lumineria Lead Paula Gardner

Ad Altari Dei Todd Ellis

Webmaster Keith Biegert

Uniformed Leaders

Scoutmaster Keith Biegert

Assistant Scoutmasters

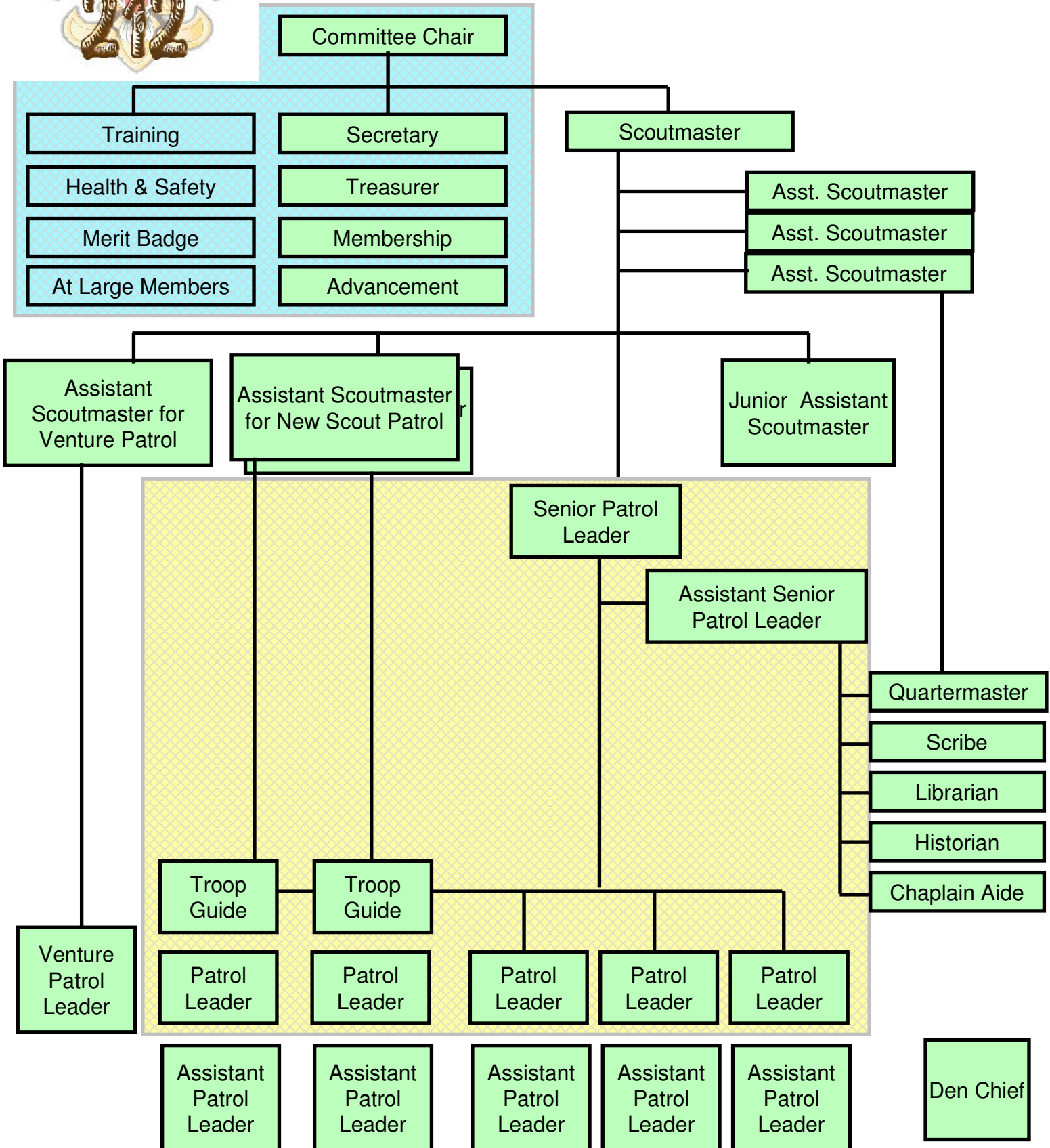
Will Pedersen
Chris Caswell
Chris Dole
Chris Clark
Robert Clinton
Joe DeRusso
Scott Dobson
Bob Gamble
Jonathan Gamble
Barry Hageter
Kurt Karlik
Pierce Ellis
Rick McGirt
Drew Schenck
Gary Thorn

Ad-hoc Jobs

- ▶ Planning a trip: Campmaster
- ▶ Driving on trips and events
- ▶ Teaching Skills & Requirements
- ▶ Helping with ceremonies and Courts of Honor
- ▶ Sitting on Boards of Review
- ▶ Yoda Grubmaster
- ▶ Helping at the District or Council level



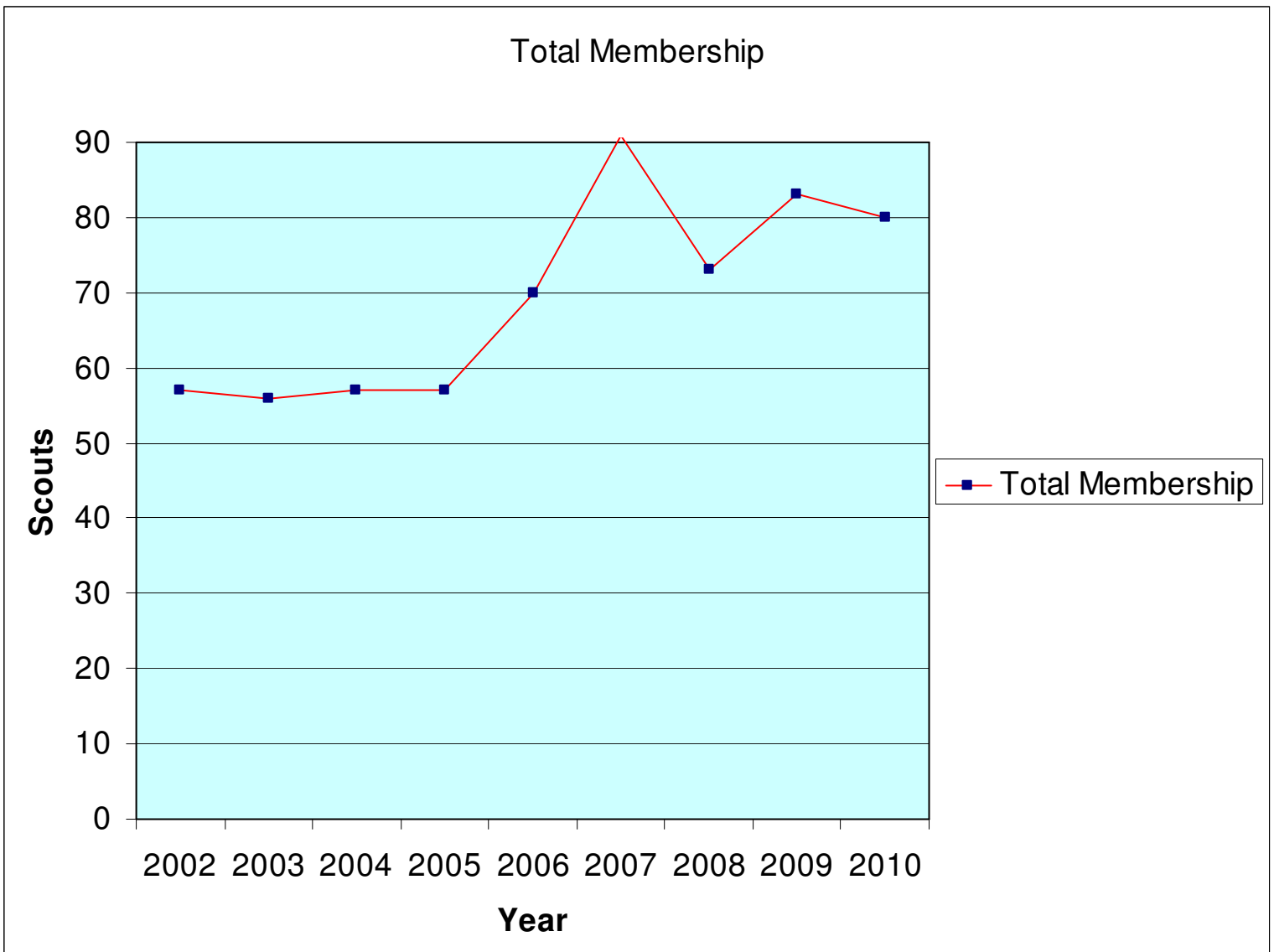
Troop Organization





Troop Size

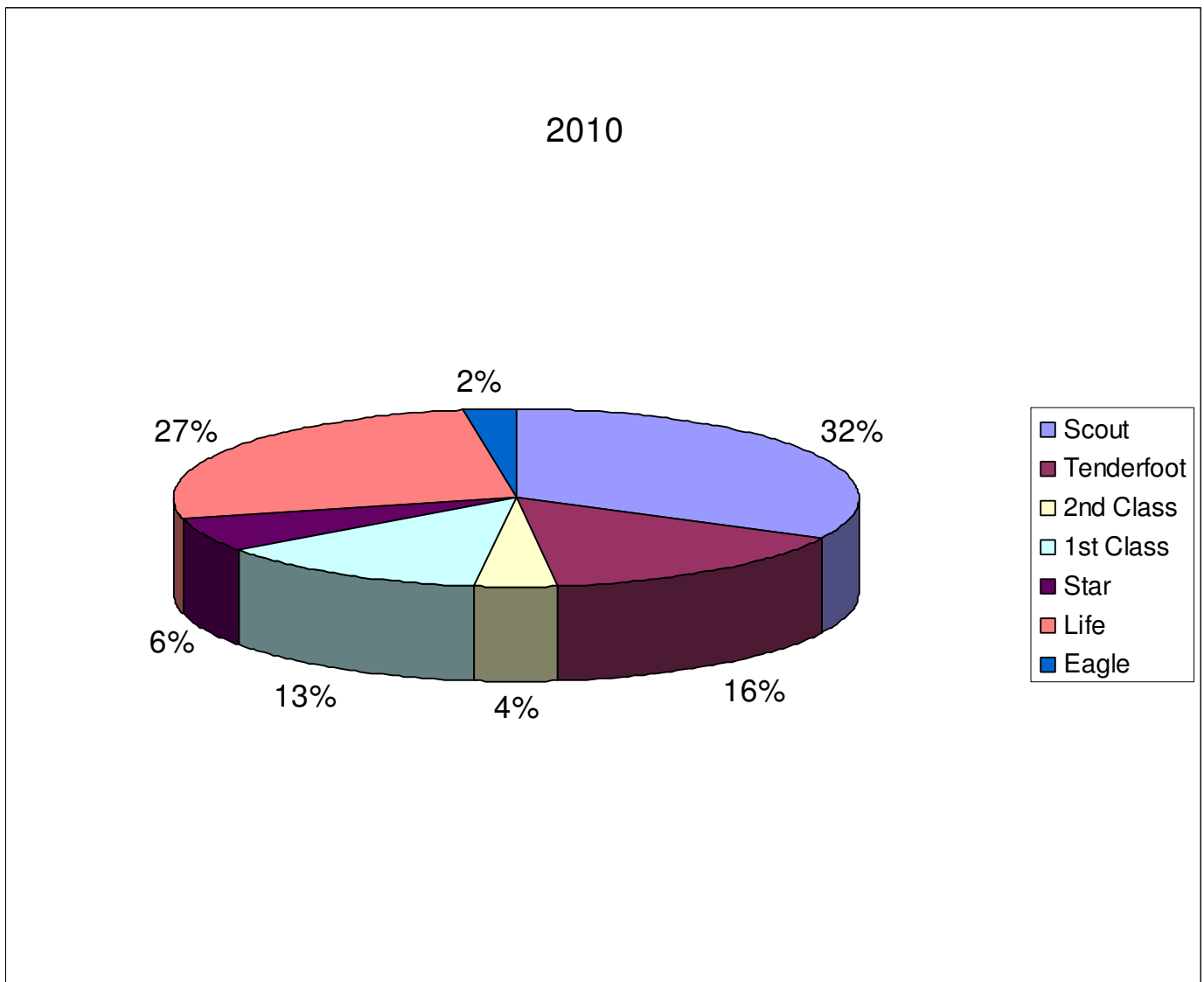
- In order to provide a quality program, we have to limit incoming Webelos numbers in order to maintain a manageable troop size. Our target is approximately 65 scouts but this does vary from time to time.
- Siblings and returning Scouts will always be accepted into Troop 212





Current Make up by Rank

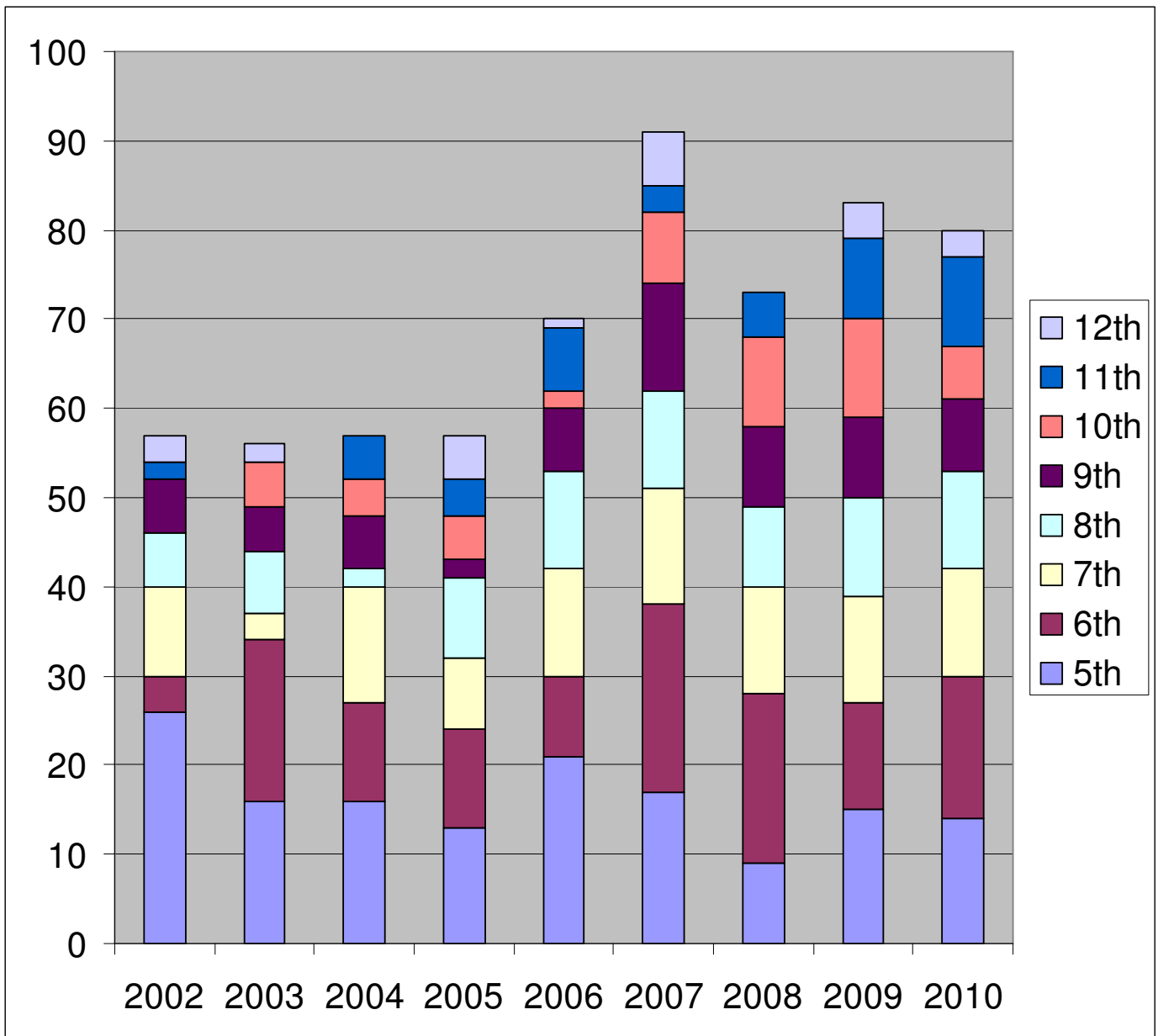
includes our newest Scouts





Current Make up by Grade

includes our newest Scouts





Troop Operations

- Communication is the key to successful execution
 - Parents should sit in on a few troop meetings a year
 - Scouts should make sure patrol leaders do their jobs
 - Scout leaders need to go to PLCs
 - Committee members & volunteers need to go to committee meetings
 - Scoutmasters will meet as needed
 - Scouts / parents should be on the scout e-mail list server
bsa212scouts@yahoogroups.com
 - Leaders and Committee Members should be on the adult e-mail list server
troop212@yahoogroups.com
 - Check the website
bsa212.org
 - Council and District websites also show plans, dates, and training
www.ocscouts.org
crosswinds.cary.nc.us
- To make events go smoothly
 - Know the plan
what, when, where and how
 - Be on time
 - Be prepared
gas in tank, map in hand, all required equipment
- Be involved with your Scout, know where they are in the program and what they are doing
 - Scouts should learn to listen, take notes, and be aware of troop plans and their own responsibilities
- Help out but let the Scouts execute
 - let them have the complete experience
 - failure in a controlled environment is a powerful teacher



Critical Forms

- Require a permission form for each trip
 - in order to transport your child legally
- Require a current medical form on file
 - required for all participants – **Required renewal each year around rechartering (February/March).**
- Scout insurance is secondary to your personal insurance
 - need a copy of medical insurance card covering Scout (both sides)
 - need Scout's social security number to ease emergency room entrance (write on copy of medical insurance card copy, we will not enter this into any computer or keep anywhere else)
- We take permission forms and medical forms with us on all trips
 - In case of an accident or other medical emergency
 - We will seek appropriate treatment
 - We will make every effort to contact parents and/or guardians
- We need to be aware of any medication and special needs
 - In rare cases it may be best if parents are present to monitor / control scouts. If you think this may apply to your scout, please discuss this with the Scoutmaster.
- Summer camps require health professionals to dispense ALL medication
 - turned in to health lodge upon arrival
 - complete instructions on administering medication must accompany Scout
 - NC state law requires that medication be in an original container from pharmacy with the patient's name on it and dosage.



Costs and Funding

- Two or three fundraisers a year
 - Luminaria in December raises \$3,000 to \$5,000 a year
 - Popcorn in September and October raised \$4000
- Incoming Webelos pay for registration and supplies as they did not participate in that year's fundraising
- The troop pays for
 - advancements
 - admission on most campouts
 - some common equipment
 - adult summer camp fees
 - adult registration
 - a Christmas (holiday) party
- Scouts pay for:
 - registration and Boy's Life
 - personal equipment
 - uniforms
 - food
 - summer camp fees
 - spending money
 - extraordinary admission fees
- Camperships for summer camp
 - Let the Treasurer, Chairperson, or Scoutmaster know
 - If you would like to provide funds to help Scouts with finances
 - If you are in need of financial assistance

Treasurer

Dr. Bobbi Stanley

bobbi@cubpack393.org




Quick Recap

- We need Medical Forms for scouts, available from website.
- We need car insurance info for filing Tour Permit.
- Buying camping gear – check with adult leaders to see what your son really needs right away. Don't need to buy all at once, many things can be shared.
- We travel in Class A uniform.
- Unlike Cub Scouts, parents may simply drop off their scouts. The adult leaders have to account for a lot of heads, hence the need to check everybody in before departure and check them out upon return. This means that you need to show up at least 15 minutes before departure and you need to check out with the camp master before you take your son home.
- Please promptly pick up your son upon his return. We can't go home till all of the boys are picked up.
- If camping isn't your thing, there are plenty of opportunities for you to contribute like serving as a driver for a camping trip or a committee position.
- Summer Camp is a very important part of the Boy Scout experience. An entire week away from home is a major growth experience. Summer camp is where scouts complete many of their Merit Badges. For first year scouts, there is the Trailblazer program which covers many of the basic scout skills for Tenderfoot, 2nd, and 1st Class Rank Advancement. Some of this overlaps what we teach in the New Scout Bootcamp but that's OK. These are very vital skills that they really should know. The more we teach it, the more the lesson sticks.
- Subscribe to our email list to keep up with communications.
- Website is <http://bsa212.org>



New Scout Orientation Meeting

February 22rd from 7 to 9 PM
Parent and Scout
St. Michael Gallery
Learn essential information
Earn Scout Rank



New Scout Orientation Meeting

February 22rd from 7 to 9 PM
Parent and Scout
St. Michael Gallery
Learn essential information
Earn Scout Rank



New Scout Orientation Meeting

February 22rd from 7 to 9 PM
Parent and Scout
St. Michael Gallery
Learn essential information
Earn Scout Rank



New Scout Orientation Meeting

February 22rd from 7 to 9 PM
Parent and Scout
St. Michael Gallery
Learn essential information
Earn Scout Rank



New Scout Orientation Meeting

February 22rd from 7 to 9 PM
Parent and Scout
St. Michael Gallery
Learn essential information
Earn Scout Rank